

# DataVista

## 2.4 Release Webinar

Link to download slides: <https://bit.ly/DVRelease020526>

QR Code to download slides:



# Welcome & Quick Reminders

- Link to the slide deck is available in chat
- Presenters will post links and other information in chat, but chat is turned off for participants to use
- Participants will need to use the Q&A feature to ask questions that will be answered live or during Q&A at the end of the webinar
- Closed Captioning is available by clicking the "CC" button on your screen



# Presenters

**John Hetts**

Executive Vice  
Chancellor

California  
Community Colleges  
Chancellor's Office

**Paige Mustain**

Dean

California  
Community Colleges  
Chancellor's Office

**Michelle Kirk**

Senior Program  
Manager

WestEd

**Adriel Garcia**

Program Associate

WestEd



# Agenda

- Reviewing the 2.4 Release Updates
- Addressing Data Corrections
- Introducing the K12 SWP Report
  - K12 SWP Report Demo
- Highlighting New DataVista Features
  - User Interface Demo
- DataVista Moving Forward
- Q&A



# What is in the 2.4 Release?

# Data in DataVista



## Reports & Insights

- California Adult Education Program Scorecard
- Guided Pathways
- Strong Workforce Program
- Student Equity and Achievement Program
- Vision 2030
- Comprehensive Student Report
- Student Athletics Report
- **K12 Strong Workforce Program Report**



## Metric Themes

- General Admit Students\*
- CAEP Adult Learners
- General Admit Cohort Students\*
- K12 Special Admit Cohort Students\*



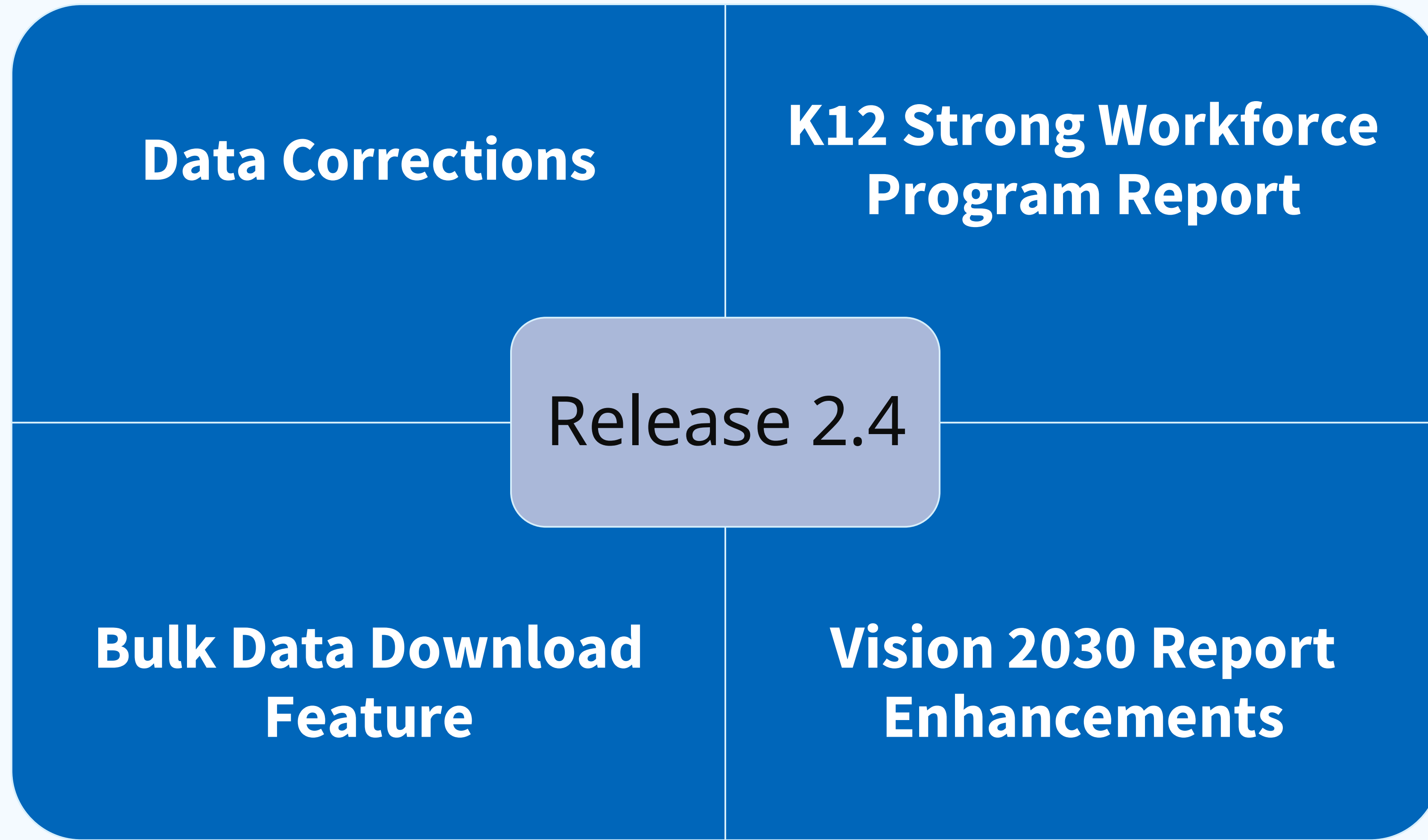
## Single Metric

- General Admit Students\*
- CAEP Adult Learners
- General Admit Cohort Students\*
- K12 Special Admit Cohort Students\*

\* Student groups that had a label change in the 2.2 Release



# 2.4 Release: Main Updates



# 2.4 Release: Additional Updates

## Data Corrections

- Student Equity and Achievement Program
- Strong Workforce Program
- General Admit and California Adult Education Program

## Resource Enhancements

- Homepage Resource Highlights
- Redesigned Resource Library

## New Resources

- K12 Strong Workforce Program Resources
- Metric Definition Dictionary Tour Video



# Data Corrections

# Overview of Data Corrections

As part of our ongoing metric development and review process, combined with feedback from the colleges, the Chancellor's Office identified needed changes to the metrics:

- Handling of students who reported different demographic characteristics across institutions (Multiple Values Reported)
- Improved use of fraud status, resulting in denominator changes for some metrics, particularly successful enrollment
- Correcting the count of students transferring to the University of California, which has secondary impacts on the overall cohort for the cohort view and metrics that track exiting from the system
- Updated the criteria for marking students as meeting the Chancellor's Office Management Information Systems (COMIS) definition rather than the TOPSpro Enterprise (CASAS) definition





## Student Equity and Achievement Program

### Data Corrections

- **Successful Enrollment** in the First Year (300C)
- **Persisted** First Primary Term to Subsequent Primary Term (453C )
- **Transfer-Level Math and English** within the District in the First Year (501C)
- **Attained the Vision for Success** Definition of Completion within Three Years (619C )
- **Transferred to a Four-Year Institution** within Three Years (620C)





## Student Equity and Achievement Program

### Impact of Data Corrections

1. Most colleges will see some shifts in the student groups identified as Disproportionately Impacted (DI).
2. Some student groups that were originally identified as DI no longer meet the criteria, while some groups that were not originally identified as DI now meet the criteria.
  - Nearly all colleges will see an increase in the percentage of students successfully enrolling.
  - All colleges will see an increase in the percentage of students who successfully transferred.
  - Nearly all colleges will see an increase in the percentages of students who persist from their first term to the subsequent term.



# Example of DI Corrections

# Example College

Metric	PRIMARY_DISAGG	DISAGG_SUBGROUB	Original "NOVA" DI	Current DI
Successful Enrollment in the First Year	Ethnicity	American Indian/Alaska Native	Y	N
Successful Enrollment in the First Year	Ethnicity	Two or More Races	N	Y
Completed Both Transfer-Level Math and English within the District in the First Year	First Generation	First Generation	N	Y
Transferred to a Four-Year Institution within Three Years	DSPS	DSPS	N	Y



# What's Next for SEA Program?

- SEA Program webinar will be held **February 10, 2026, at 1:30 PM** to review data changes in detail, discuss impact on college planning and reporting, and address participant questions.
- **Colleges are not required to update their 2025-28 SEP; however, they can if they choose to do so.**
- The data has been corrected in the DataVista 2.4 release.
- Updated Data on Demand files with the latest Student Equity and Achievement data are now available.

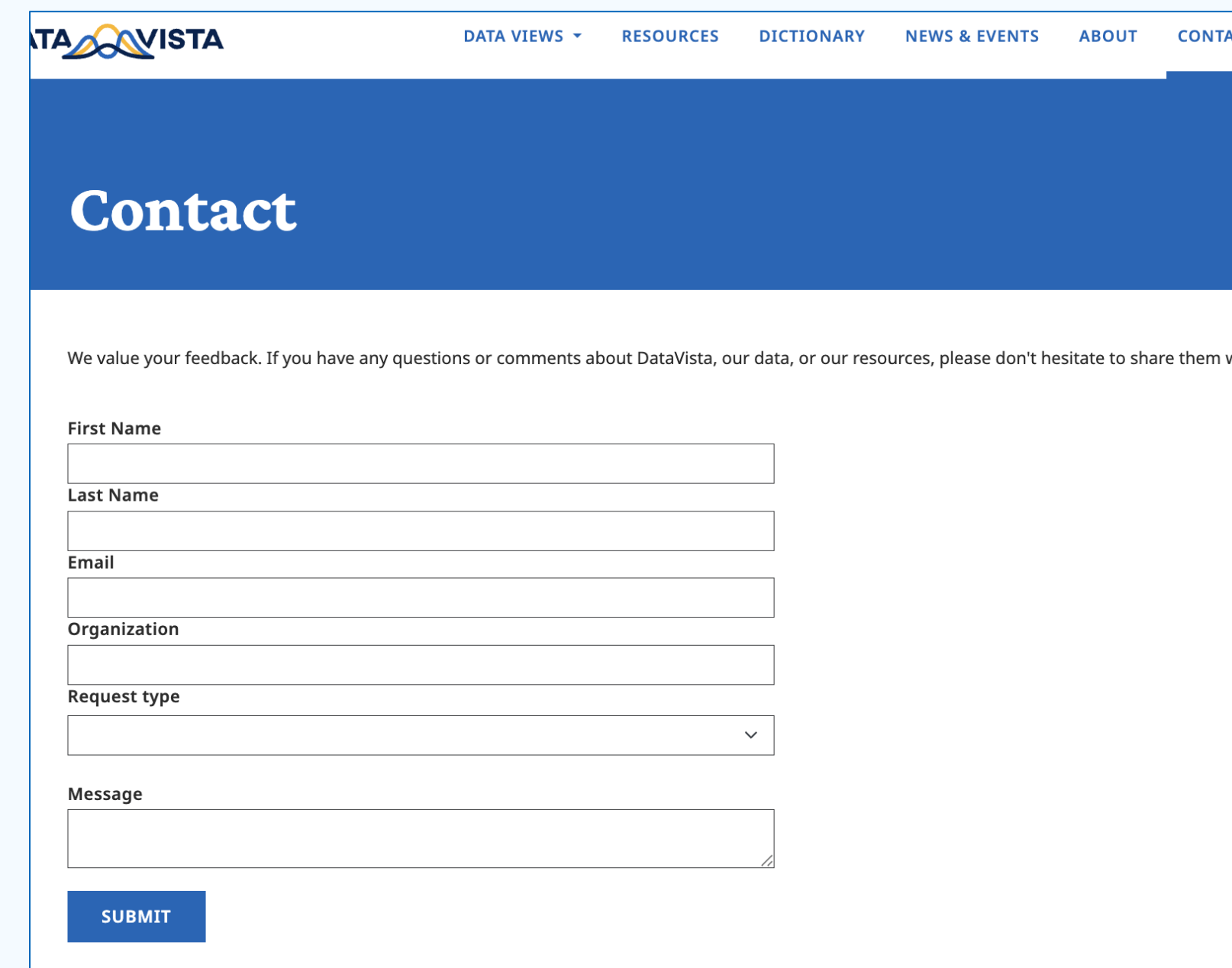




# Student Equity and Achievement Program

## Questions

In preparation for the February 10<sup>th</sup> SEA Program Webinar, please submit any questions you would like addressed through the DataVista Contact Page.



The screenshot shows the DataVista website's contact page. At the top, there is a navigation menu with links for DATA VIEWS, RESOURCES, DICTIONARY, NEWS & EVENTS, ABOUT, and CONTACT. The main heading is "Contact". Below the heading, there is a message: "We value your feedback. If you have any questions or comments about DataVista, our data, or our resources, please don't hesitate to share them with us." The form includes input fields for First Name, Last Name, Email, and Organization. There is also a dropdown menu for Request type and a larger text area for the Message. A blue SUBMIT button is located at the bottom of the form.





## Strong Workforce Program

### Data Corrections

- Students Who **Transferred to any Four-Year Postsecondary Institution** (Metric 650S)
- CTE Exiters Who Reported Working in a Job Closely **Related to Their Field of Study** (Metric 701S)
- **Median Annual Earnings** of Students After Exit (Metric 800S)
- Proportion of Students After Exit Who **Attained the Living Wage** (Metric 802S)

For further details, please refer to the following:

[Link to 2.4 Announcement Doc](#)





- Transfer to a four-year institution, one of the metrics used in the SWP 17% funding formula, has been corrected.
- An error was corrected that had limited the number of University of California transfer students being accurately counted, resulting in increased inclusion in transfer metrics.
- SWP 17% allocation will not be adjusted.

**Strong Workforce Program**  
**Impact of Data Corrections**





## California Adult Education Program

### Data Corrections

- Students with **Noncredit Enrollment Only** in Non-Adult Education Program Courses Who **Received Noncredit Services** (Metric 206A)
- Participants who Completed a **Workforce Preparation Milestone** (Metric 403A)

For further details, please refer to the following:

[Link to 2.4 Announcement Doc](#)





## California Adult Education Program Impact of Data Corrections

- **Workforce Preparation Milestone:**
  - Updated the criteria for students to meet the COMIS definition rather than CASAS.
  - As a result, some colleges may see higher counts in one or more years.
- **Received Noncredit Services:**
  - An error was corrected that resulted in values exceeding denominators.
  - Only MIS-reporting institutions were affected; outcomes are expected to remain similar or reflect slightly lower counts.



# Introducing the K12 Strong Workforce Program Report

# K12 Strong Workforce Program (SWP) Report



# K12 Strong Workforce Program (SWP)

K12 SWP supports collaboration between K-12 schools, community colleges, and industry partners to strengthen CTE programs aligned with regional workforce needs.

These efforts help LEAs and K-14 pathways to:

- Help students explore and choose career-focused learning opportunities
- Build foundational skills for success in college and early career stages
- Support smooth transitions from high school to postsecondary education
- Lead to industry-recognized certificates, degrees, or university transfer
- Prepare students for in-demand, livable-wage careers
- Contribute to meeting the state's goal of one million CTE program completers



# What is the K12 SWP Report?

- **Adds 6 new metrics to DataVista** that help track data for *both* K12 and K12 Career Technical Education (CTE) students.
- Provides aggregated insights into enrollment, pathway completion, and early college credit attainment.
- Includes industry sector breakdowns and multi-source integration for comprehensive analysis of K-12 CTE participation and outcomes.



# What Data is in the K12 SWP Report?

- Data for LEAs awarded K-12 SWP funding in Rounds 1-5, who successfully uploaded CALPADS data to Cal-PASS Plus
- Aggregated student-level data for 9<sup>th</sup>-12<sup>th</sup> graders
- Data is displayed for school or educational institution mapped to the K12 SWP funded LEA
- Data also displayed at the LEA, county, region, and statewide levels



# K12 SWP Report: Making Sense of the Data

**The report includes data for a K12 School/Institution or LEA if they received K12 SWP funding**

...but there are limitations

- All necessary CALPADS data files must be **successfully uploaded** to Cal-PASS Plus
  - Missing files or missing years of data impact what can be displayed
  - With every release, displayed data may change due to more data being submitted
- Data are at the student level, but it is aggregated and presented at the K12 school/institution or LEA level
  - Data represent students at funded institutions but is not representative of a particular funding source (i.e., CETIG) or any direct program services



# Data Submissions Guidance

- The annual submission deadline is October 31
  - However, submissions are still accepted on an ongoing basis
- Cal-PASS Plus has a new MOU process to support data submission



# K12 SWP Report Views

## Report View

### K12 Strong Workforce Program Report

[↓ CSV](#)
[📄 PDF](#)

View graduation metrics as:

- Percentage
- Count

YEAR ▼  
 LOCALE ▼

**2023-2024 Report for All Industry Sectors in Statewide**  
Overall, All Students

K12 Students	K12 CTE Students	K12 CTE Participants
<b>675,266</b>	<b>194,334</b>	<b>176,935</b>
Graduated from High School	Graduated from High School	Graduated from High School
<b>23%</b>	<b>27%</b>	<b>28%</b>

K12 CTE Completers	K12 CTE Completers With Early College Credit, Work-Based Learning, or Third-Party Certification
<b>32,504</b>	<b>6,730</b>
Graduated from High School	Graduated from High School
<b>61%</b>	<b>62%</b>



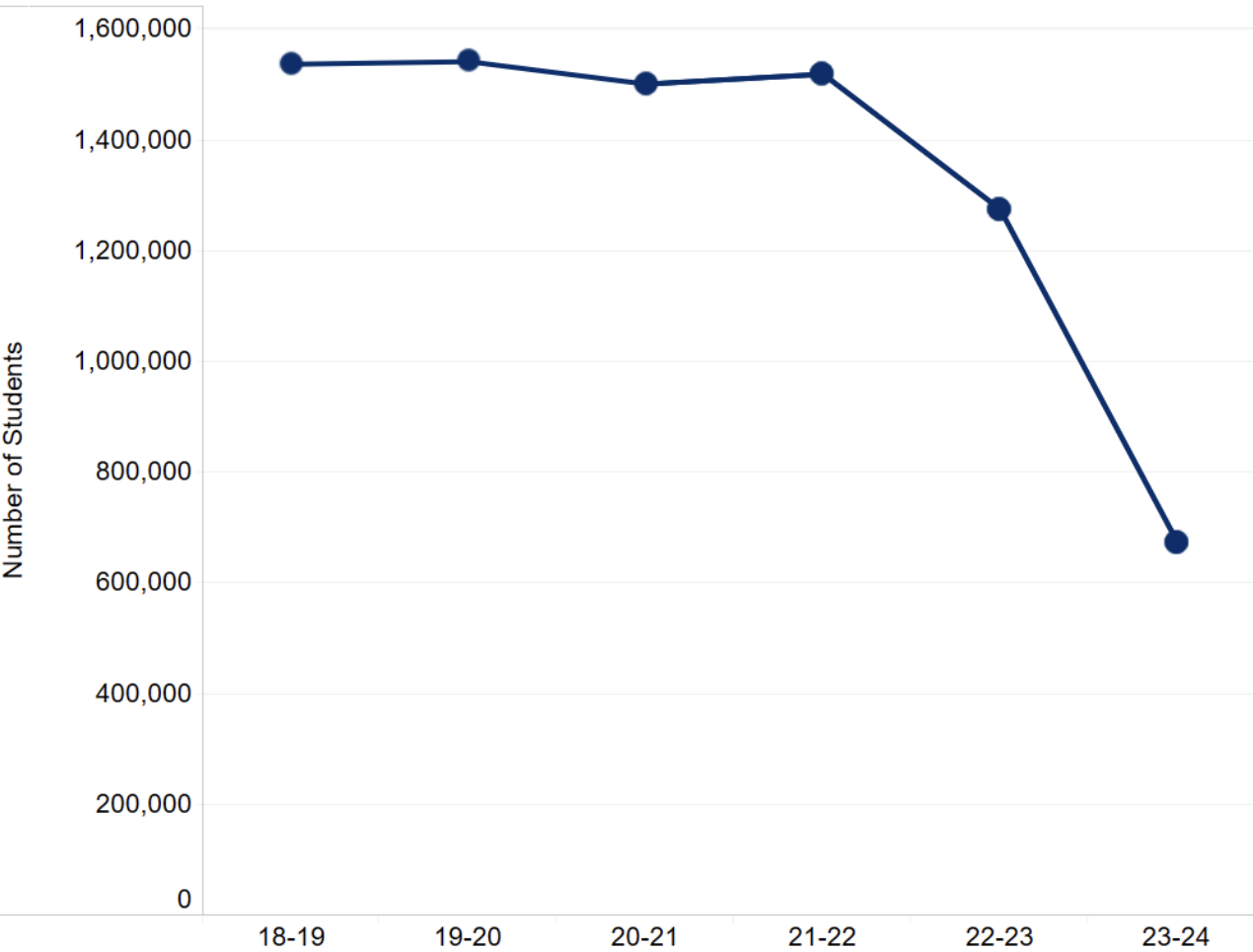
## Trend View

### K12 Strong Workforce Program Report

[← Back](#)
[↓ CSV](#)
[📄 PDF](#)

LOCALE ▼  
 METRIC ▼  
 INDUSTRY SECTOR ▼  
 DRILLDOWN ▼

**Students (122) of K12 Students at Statewide (Statewide)**  
**All Industry Sectors by Overall**  
Students enrolled in 9th-12th grade at a Cal-PASS Plus institution awarded K12 SWP funding in the round selected.



K12 SWP Data Available


K12 Students

K12 CTE Students

K12 CTE Participants

K12 CTE Completers

K12 CTE Completers  
with Early College  
Credit...



**Metrics for these Student Groups:**

1. Count of Students
2. Percentage or Count of Students that Graduated from High School



# Notes for K12 SWP Metrics

There are several data notes and caveats that are important to be aware of when analyzing or interpreting the data.

These can be found here:


- DataVista 2.4 Release announcement on the Resources Page
- The Metric Definition Dictionary



# Notes for K12 SWP Metrics- Industries

- Industry Sector data is available for two metrics in the K12 SWP Report.
- View outcomes across all industry sectors, specific K-12 CTE sectors, or K-12 CTE pathways.

K12 CTE Completers	K12 CTE Completers With Early College Credit, Work-Based Learning, or Third-Party Certification
<b>37,346</b>	<b>7,266</b>



**INDUSTRY SECTOR** ^

*This menu updates based on the metric selected. Not all sectors are available for all metrics.*

Type

All Industry Sectors	All Industry Sectors
K-12 CTE Sector	Agriculture and Natural Resources
	Arts, Media, and Entertainment



# Notes for K12 SWP Metrics - Rounds

- The DataVista 2.4 release includes data up to 2023-24 for Awardees in Rounds 1-5.
- When 2024-25 data is added to the Report, Rounds 4 & 5 will be supplanted with additional data, and Round 6 will be added.

Academic Yrs	2018-19		2019-20		2020-21		2021-22		2022-23		2023-24		2024-25		2025-26		2026-27	
Terms: Fall (F) Spring (S)	F	S	F	S	F	S	F	S	F	S	F	S	F	S	F	S	F	S
Round 1	Yellow	Yellow	Yellow	Yellow	Yellow	Yellow	Yellow	Yellow										
Round 2					Green	Green	Green	Green	Green	Green								
Round 3							Blue	Blue	Blue	Blue	Blue	Blue						
Round 4									Orange	Orange	Orange	Orange	Orange	Orange				
Round 5											Grey	Grey	Grey	Grey	Grey			
Round 6													Purple	Purple	Purple	Purple	Purple	Purple



# Notes for K12 SWP Metrics - Rounds

Academic Yrs	2018-19		2019-20		2020-21		2021-22		2022-23		2023-24	
	F	S	F	S	F	S	F	S	F	S	F	S
Round 1												
Round 2												
Round 3												
Round 4												
Round 5												
Round 6												

- K-12 school’s data in a funding round will not appear in the dashboard if no submissions were received.
- A K-12 school’s data appear only in the rounds it participated in.
  - Schools participating in both Round 2 and Round 3 will appear in both rounds.
  - Schools participating only in one round will not appear in the other (Round 2 vs. Round 3).



# Notes for K12 SWP Metrics - All Rounds

- In the report, the year filter offers options to disaggregate by round, as well as the ability to view all rounds.
- “All Rounds” represents the total count of students across all funding rounds.
- Many schools participate in multiple rounds, which creates significant overlap; as a result, the counts of students in those schools are duplicated.

Select an academic year below.  
An academic year may correspond to more than 1 round.

All Rounds	23-24
	22-23
	21-22
	20-21
	19-20
	18-19



# Resources for K12 SWP Report

- [K12 Strong Workforce Program \(SWP\) Report FAQ](#)
- [K12 Strong Workforce Program – User Guide](#)
- [K12 Strong Workforce Program Metric IDs Crosswalk between LaunchBoard & DataVista](#)
- [K12 Schools & Rounds Mapping](#)
- [CTE pathways to Industry Sectors](#)



# DataVista

## K12 SWP Report Demo

# DataVista New Features

# Vision 2030



# Label Updates

## VISION 2030

### A Roadmap for California Community Colleges

Vision 2030 is a call to action for California Community Colleges to lead with equity and excellence, act with urgency, and drive economic mobility, environmental stewardship, and community resilience. This living plan meets learners where they are, and the metrics in this report reflect our progress toward our Vision 2030 goals.

In July 2025, we released an updated Vision 2030, incorporating insights from the past two years and reaffirming our core goals: Equity in Access, Equity in Success, and Equity in Support. Learn more at [vision2030.cccco.edu](https://vision2030.cccco.edu)

### EXPLORE DATA VIEWS

Explore progress towards Vision 2030 goals with snapshot metrics that include all students. These metrics are provided in an Annual (single year) view and a Time Trend (multiple year) view.

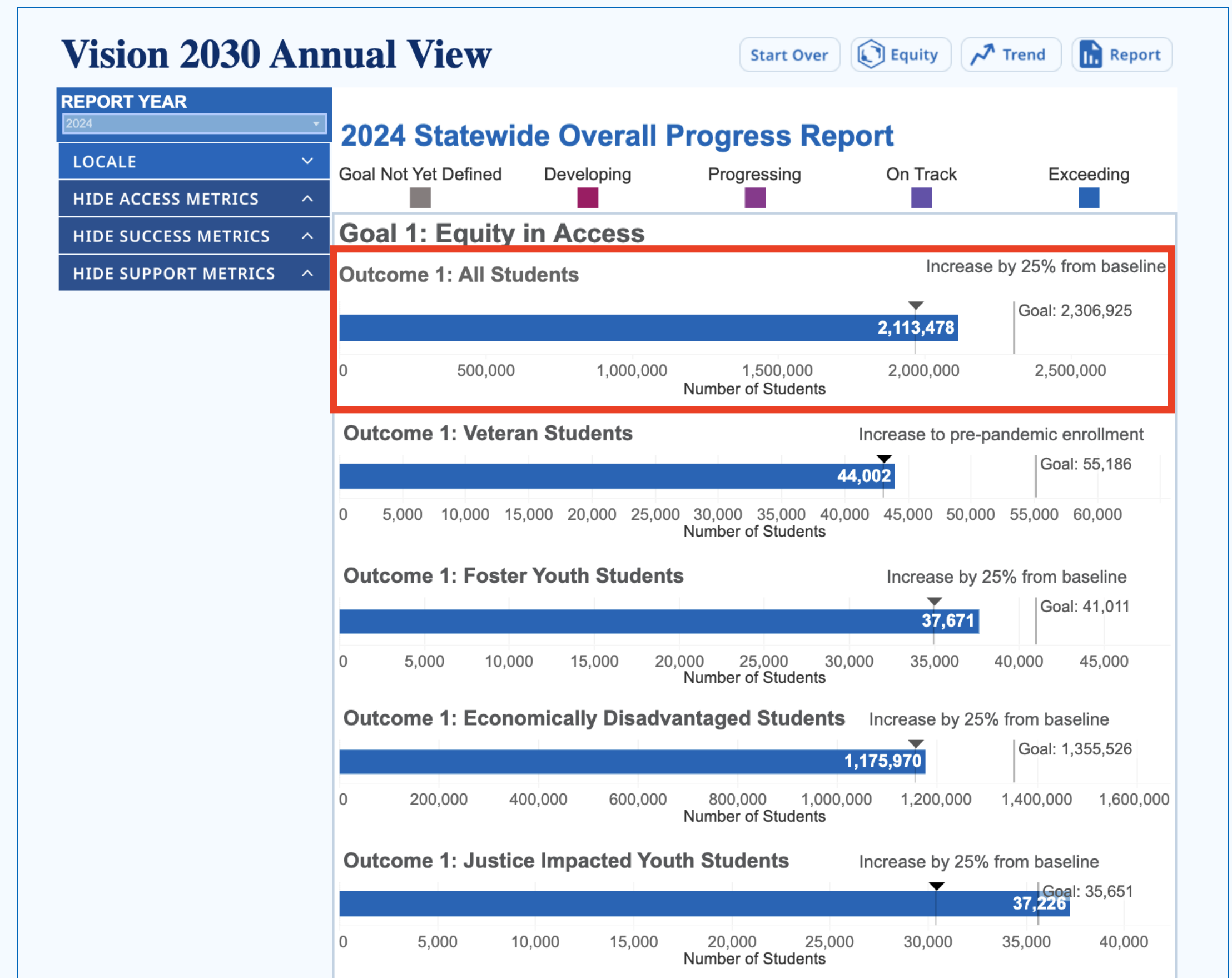


Explore equity among the Vision 2030 outcome metrics using General Admit Cohort Students at each Locale.



# Including “All Students”

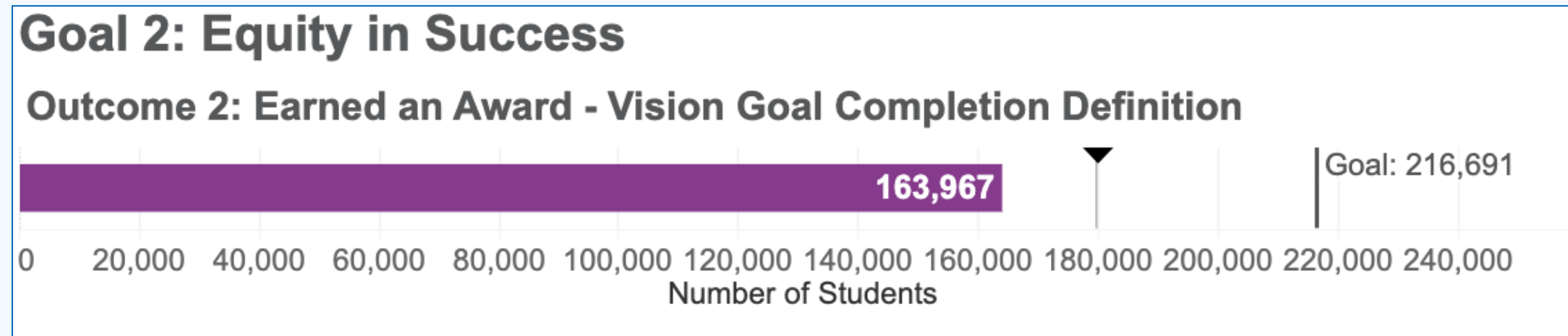
- All students are now included, capturing both general admit and dual enrollment students.
- Added to Annual Data View



# Additional Annual View Updates

Added projection arrows on metrics

Simplified status explanations



**Expected progress** = (Goal - Baseline) ÷ Years to Goal

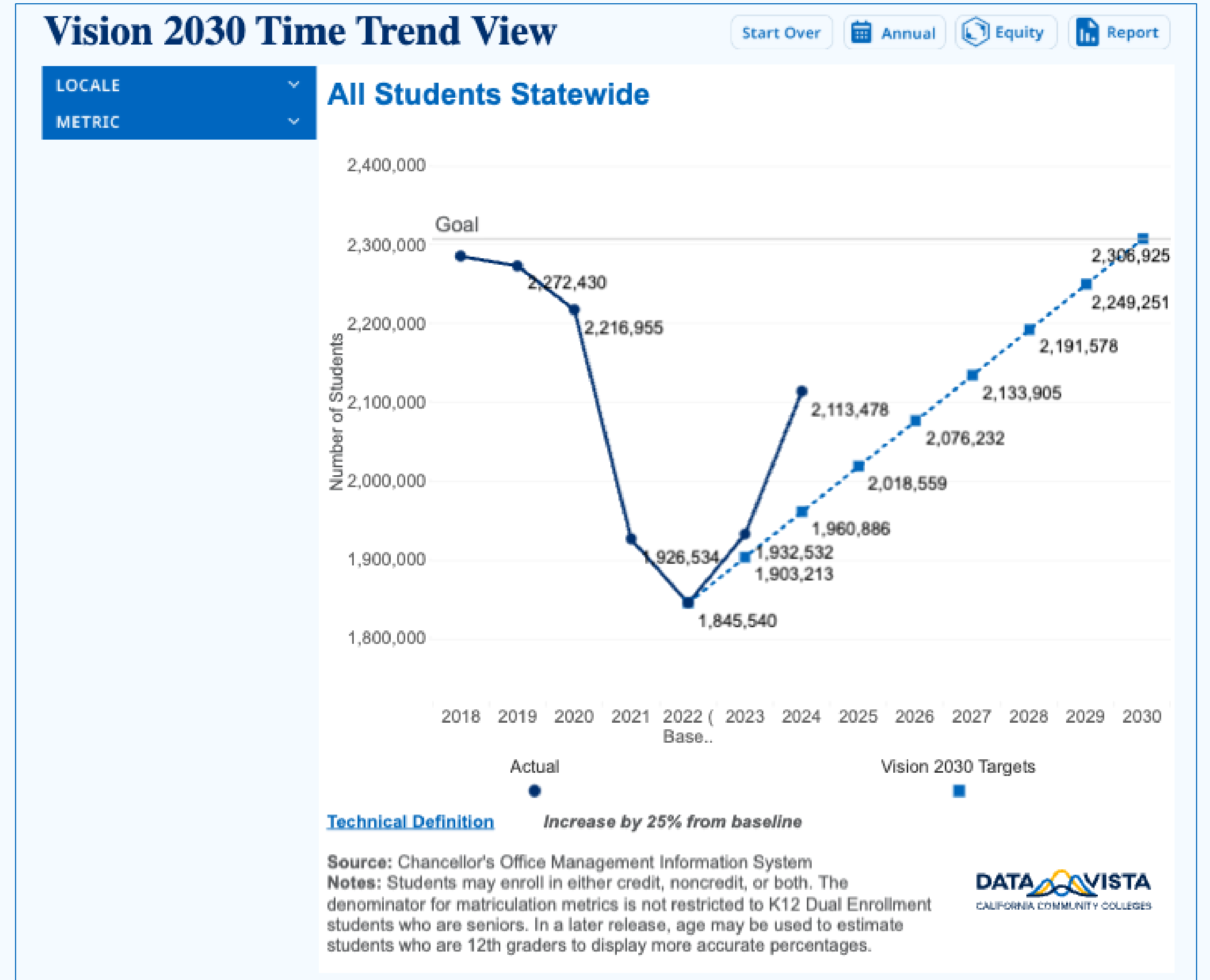
**Status Definitions:**

- **Exceeding:** Better than expected progress
- **On Track:** Within 5% of expected progress
- **Progressing:** 5-25% away from expected progress
- **Developing:** 25%+ from expected progress
- **Goal Not Yet Defined:** Goal under development; will appear in future reports



# Time Trend View

- The Time Trend view provides a multi-year view of goal data
- Solid line shows actual data
- Dotted line shows the Vision 2030 targets for that metric
- Explore locales and metrics or navigate to other views or the report



# Bulk Data Download

- Accessed via the Data Views tab in the ribbon
- Multi-year data downloads per data view
- File format options – CSV will work for most users
- Data downloads might take a few minutes to execute

## Bulk Data Downloads

These downloads are designed for multi-year analysis and allow users to examine trends and outcomes over time. If you require individual student-level data or access to FERPA-masked information, please [submit a data request](#).

Please note prior to downloading: if requesting statewide data the file size will be large.

**Data View**  
Select a data view

**Years**  
Select Value  
Select each year of data (format: YY-YY)

**Locale Type**  
Select a locale type

**Locale**  
Select a locale type first

**File Format**  
 CSV - best option for most users  
 Parquet - for experienced users

**SUBMIT**



# Bulk Data Download

If you prefer not to wait...copy report link to return later

## Export Status

Status: Executing

Requested: January 28, 2026 at 11:49 AM

Your export is being processed, but this could take some time. This page will automatically refresh when ready.

### Save for later

Copy this link to return to this report.

<https://datavista-staging.cccco.edu/exports/1643aa16-4a1a-47b6-a93d-28f12a919532>

COPY

Reminder will follow you if you leave the page. A prompt will appear when files are ready



Export in progress...

We'll notify you when ready



# Bulk Data Download

- When files are ready, Status changes to Completed
- Data is available for download for 24 hours using Data button
- If data set is large, data may be provided as multiple files
- Also available: file specifications and metric definition supports
- Recent exports appear below

**Status:** Completed

**Requested:** January 28, 2026 at 11:49 AM

---

**Export Complete**

Your data is ready for download.

[DATA](#) [FILE SPECS](#) [DEFINITIONS](#) [Request New Export](#)

---

**Save for later**

Copy this link to return to this report.


<https://datavista-staging.cccco.edu/exports/1643aa16-4a1a-47b6-a93d-28f12a919532>



# DataVista Homepage: Resources Highlights

- Homepage can now present multiple featured resources
- Use arrows to navigate between resources
- Page numbers show how many resources are available
- Select resource title to view it

## Updates



FEATURED RESOURCE  
**K12 Strong Workforce Program Report - User Guide**

K12 Strong Workforce Program Report guide for navigating the report view and trend view.

< 1 OF 6 >

[See all Resources](#)



# Resources Library Redesign

The screenshot shows a web interface for a Resources Library. At the top is a blue header with the word "Resources" in white. Below this is a "WE RECOMMEND" section with four featured resource cards. Each card has an icon, a title, and a media type label at the bottom. The cards are: 1. "Metric Definition Dictionary Tour" (VIDEO), 2. "Double Vision: Seeing Dual Enrollment More Clearly in DataVista" (SLIDE DECK), 3. "Vision 2030 Microsite - Goals & Outcomes" (WEBSITE), and 4. "CCCCO Percentage Point Gap Minus One (PPG-1)" (DOCUMENT). Below the recommended section is a search bar with the text "SEARCH" and a magnifying glass icon, followed by "Items 1 - 25 of 146" and a "Sort by: Most Recently Updated" dropdown menu. On the left side, there is a "Filters" section with expandable options for "Topics", "Student Groups", and "Resource Types". The main content area below the filters shows a search result for "K12 Strong Workforce Program Report - User Guide", which includes a tag "K12 Strong Workforce Program", a description "K12 Strong Workforce Program Report guide for navigating the report view and trend view.", and a "MEDIA TYPE: DOCUMENT" label.

- Featured Resources appear at the top of the Resources page
- Search results are streamlined to allow for easier browsing
- Report tags appear below the title
- New Media Type filter: Slide Deck



# Metric Definition Dictionary Tour Video

- Dictionary includes a link to a new tour video
- This tour video provides an overview of Dictionary features
- Video appears in a movable window so you can explore the Dictionary while viewing the video

## Metric Definition Dictionary Walkthrough ✕



The screenshot shows a video player interface for a walkthrough of the Metric Definition Dictionary. The video title is "Metric Definition Dictionary Walkthrough". The player includes a search bar, a "WATCH LATER" button, and a "SHARE" button. The video content displays the "Metric Definition Dictionary" website. The website header includes "DataVista: Metric Definition Dictionary Tour" and a "TAKE A TOUR" button. The main content area shows a search bar, a "DOWNLOAD OPTIONS" menu with "Summary List", "Detail List", and "Detail + Background" options, and a "Watch on YouTube" button. The video content also shows a table with columns for "STUDENT GROUPS", "COMPREHENSIVE SNAPSHOT", and "CAEP ADULT LEARNERS". The video content also shows a description for "100A: AE Program: English as a Second Language (ESL)" and "101A: AE Program: Adult Basic Education (ABE)".



# DataVista

## New Features Demo

# Questions & Answers

# Professional Development Coming Soon

Feb. 10, 1:30 pm

- [Student Equity Program Webinar](#)

Feb. 19, 12 pm

- DataVista Office Hours - SEP Focused

March 12, 12pm

- DataVista Office Hours - Student Athletics Focused

March 2026

- DataVista 3.0 Release Webinar



# Stay In Touch

- Announcements will be sent via Chancellor's Office listservs, including a new DataVista News & Announcements listserv
  - **Sign-up link:** <https://bit.ly/DataVistaListservSignup>
- Visit our DataVista contact page:
  - <https://datavista.cccco.edu/contact>



# Thank you!

Additional Questions visit our Contact  
Page: <https://datavista.cccco.edu/contact>

Feedback Survey

