

Vision 2030 and K12 Dual Enrollment Students in DataVista

CCCAOE Sprig 2025

April 9, 2025

Link to download slides: <https://bit.ly/K12DUE-CCCAOE-040925>

QR Code to download slides



Presenters

Erik Cooper
Vice Chancellor
for Workforce
and Research

California
Community
Colleges
Chancellor's
Office

LaCandice Ochoa
Dean, Workforce
and Economic
Development

California
Community
Colleges
Chancellor's Office

Karen Beltramo
Senior Project
Manager

WestEd



Agenda

- Quick Overview of DataVista
- Plans for K12 Dual Enrollment Data in DataVista
- Overview of Vision 2030 Report
- Preview of New Comprehensive Student Report
- Preview of K12 Dual Enrollment Student View
- Q&A



Percent of K12 Dual Enrollment Students Regions by % of All in 2024

LOCALE_NAME	K12 Dual Enrollment Students in 2024	All Students in 2024	% of All in 2024	% of All in 2015
Central/Mother Lode	58,982	230,876	25.5%	4.6%
South Central Coast	24,999	161,815	15.4%	6.2%
North/Far North	27,758	190,552	14.6%	3.2%
Bay Area	50,531	400,346	12.6%	5.4%
Inland Empire/Desert	23,521	193,572	12.2%	2.7%
Los Angeles	58,042	522,366	11.1%	4.4%
San Diego/Imperial	18,996	193,004	9.8%	2.7%
Orange	23,929	256,519	9.3%	2.4%
Unassigned (CalBright)	-	5,027	0.0%	n/a
Statewide	284,847	2,113,478	13.5%	4.1%



DataVista: Transition from LaunchBoard

What is DataVista?

DataVista is a new platform from the California Community Colleges Chancellor's Office designed to promote a greater understanding of student achievement and student outcomes and better support evidence-based decision-making.

The first public release was on October 29th, 2024.

The platform was updated with 2023-24 data on March 13th, 2025.



Metrics: LaunchBoard to DataVista

LaunchBoard Dashboards	2024 DataVista Release	2025 DataVista Release
Student Success Metrics (SSM)	All metrics, journeys & drilldowns	Additional metrics & drilldowns for Vision 2030
Student Success Metrics (SSM) Cohort View	All metrics & drilldowns	
Strong Workforce Program (SWP)	All metrics & drilldowns	
Adult Education Pipeline (AEP)	All metrics & drilldowns	
Community College Pipeline (CCP)	All SSM metrics & drilldowns at the TOP code level	Additional CCP metrics at the TOP code level
K12 Strong Workforce Program (K12 SWP)	n/a	TBD



Reminder: Same Data Sources as LaunchBoard

- COMIS annual and term files
- CSU/UC and National Student Clearinghouse
- California EDD UI wage file
- Department of Apprenticeship Standards
- CASAS provided TOPSPro Enterprise file for Adult Education
- OPEN CCCApply and OPEN CCCApply International
- CTE Outcomes Survey
- Insight Center for Community Economic Development



Three Ways to View the Same Success Metrics



Reports and Insights

View highlights and trends for a specific program.

This data view allows access to reports and supporting resources for specific statewide programs or initiatives.



Metric Themes

View a selection of metrics organized by specific student experience.

This data view allows access to groups of metrics based on the segment of a student's academic experience including progress, success, employment and earnings.



Single Metric

View a detailed and customizable report on a specific metric.

This data view allows access to a single metric at a time with additional functionalities such as a comparison view, top five and additional customization of visuals displayed.



Two Views Require a Selection of a Student Group

Single Metric **Metric Themes**

This data view allows access to a single metric at a time with additional functionalities such as a comparison view, top five, and additional customization of visuals displayed. The metrics, drilldowns, and resources available depend on the student group selection made.

Select a Student Group to see metrics in one of two views, Snapshot or Cohort.

Snapshot View

Non-Special Admit Students

All students enrolled in at least one term of the academic year, who are non-special admits and not dually enrolled in K12.

CAEP Adult Learners

All adult learners at a K12 adult school or a community college noncredit program as tracked by CASAS or Chancellor's Office MIS.

Cohort View

First-Time Non-Special Admit Students

All students enrolled for the first time in the California Community Colleges system, who are non-special admits and not dually enrolled in K12.

First-Time Special-Admit Students

COMING SOON: All students enrolled for the first time in the California Community Colleges system who are special admits and dually enrolled in K12.

Which view is right for you?

Snapshot Views look at all data at a specific point in time, generally for a single academic year. The students meeting one metric outcome may not be the same students meeting others in an academic year.

Cohort Views track student progress over time for the same group of students. Cohorts are defined by the academic year a group of students start and a metric will track this group over different lengths of time.



DataVista: Vision 2030

What are the Vision 2030 Goals?

Goal 1: **Equity in Success**

Ensure the academic and career success of all Californians who are current and prospective California community college students.

Goal 2: **Equity in Access**

Broaden the opportunities for all Californians to participate in higher education by starting or continuing their higher education at a California community college.

Goal 3: **Equity in Support**

Partner with other systems, agencies, institutions and community-based organizations to provide students the academic, financial and social supports necessary to thrive by taking education opportunities and the accompanying support to Californians.



Vision 2030 Report in DataVista

VISION 2030

A Roadmap for California Community Colleges

Goal 1: Equity in Success

Ensure the academic and career success of all Californians who are current and prospective California community college students.

Goal 2: Equity in Access

Broaden the opportunities for all Californians to participate in higher education by starting or continuing their higher education at a California community college.

Goal 3: Equity in Support

Partner with other systems, agencies, institutions and community-based organizations to provide students the academic, financial and social supports necessary to thrive by taking education opportunities and the accompanying support to Californians.

OVERALL PROGRESS

Explore the progress to goals for the Vision 2030 outcome metrics at each locale. This view includes all students.

EQUITY PROGRESS

Explore equity among the Vision 2030 outcome metrics for first-time non-special admit students at each locale.

PRINT FULL REPORT

Print a full Vision 2030 Report of a selected locale.

The screenshot shows a mobile application menu titled 'TOOLKIT'. The menu items are: Guidance, Metric Definition Dictionary (MDD): Non-Special Admit..., Metric Definition Dictionary (MDD): First Time Non-Speci..., Link to Chancellor's Office Vision 2030 Website, Chancellor's Office Vision 2030 Report, Changes Explained for NSA and First-Time NSA Cohort..., Reports & Insights Tour, Terminology, and Conversation Starters. A yellow box highlights the 'Link to Chancellor's Office Vision 2030 Website' and 'Chancellor's Office Vision 2030 Report' items.

Links to Chancellor's Office Vision 2030 Website and Report



NEW Metrics Added to Vision 2030 Report in 2025

3 New Metrics Added to Vision 2030 Report in the March 2025 Release:

- **Equity in Success:**
 - Transfer to non-profit, private, independent
- **Equity in Access:**
 - Justice Impacted Youth
 - K12 Dual Enrollment



Demo Vision 2030 Report



DataVista: Plans for K12 Dual Enrollment Data

Plans for K12 Dual Enrollment Data in DataVista

1. K12 Dual Enrollment Students (April 24th, 2025)

- **From submissions by colleges to MIS**: SB11 Student-Education-Status in Chancellor's Office MIS system

2. First-Time Special Admit (K12 Dual Enrollment) Cohort Students (June 2025)

- **From submissions by colleges to MIS**: Enrolled as first-time special admit credit student in at least one primary term of the selected year with a minimal credit enrollment at the selected college tracked to the end of 2-, 3-, 4- and 6-years from derived year of high school graduation

3. K12 Strong Workforce Program (After June 2025)

- **From CALPADS files submitted by LEAs to Cal-PASS**: Enrolled at a Cal-PASS Plus participant K12 institution awarded K12 SWP funding
- Plan to do a user-centered design process to inform the construction of this report



What else would we want to know about K12 Dual Enrollment Students?

- Demographics: Gender, Race/Ethnicity, Age or Grade
- Course Success Rates
- Completed Transfer Level Math and English
- Completion of Certificates or Degrees
- Average Number of Units Accumulated by First-Time AA/AS or ADT Earners
- Matriculation to Community College or to Four-Year
- Completed 12+ units through dual enrollment by the time of graduation
 - Will be available with the First-Time Special Admit Cohort View



DataVista: Comprehensive Student Report

Reports and Insights Landing Page

Reports and Insights

This data view allows access to reports and supporting resources created in collaboration with several divisions at the California Community College Chancellor's Office.

California Adult Education Program Scorecard

This report provides a snapshot view of the year over year progress for metrics reported annually to the Legislature for Adult Education in California.

Guided Pathways

This report provides year over year progress for first year leading indicators for First-Time Non-Special Admit Cohort Students, who are not dually enrolled in K12.

Student Equity and Achievement Program

This report provides the five metrics for First-Time Non-Special Admit Cohort Students, who are not dually enrolled in K12, included for the SEA program.

Strong Workforce Program

This report provides a snapshot view of year over year progress for metrics used in the annual calculation of the 17% SWP Incentive Allocation funding for Non-Special Admit Students, who are not dually enrolled in K12, in All CTE Programs.

Vision 2030

This report provides two views to understand progress towards Vision 2030 Goals in Success, Access, and Support.

Comprehensive Student Report

This report provides a snapshot view of year over year progress for key student success metrics aligned with Vision 2030 for all students with the ability to view metrics for K12 Dual Enrollment students only.



For this First Release of the Comprehensive Student Report:

- Will only be a report and not a student group selection for Metric Themes or Single Metric data views
- Will only have data available for All Programs
 - NOT at the sector, TOP4, TOP6 program level
- Will have age, gender, race/ethnicity
 - Do not have information available in MIS for special admit students for other disaggregations



STUDENT GROUP

- All Students
- K12 Dual Enrollment Students**

Coming Soon in April

Comprehensive Student Report

PDF

STUDENT GROUP

- All Students
- K12 Dual Enrollment Students**

ACADEMIC YEAR
22-23

LOCALE ▾

DRILLDOWN ▾

2022-23 K12 Dual Enrollment Students Report for All Programs at Statewide

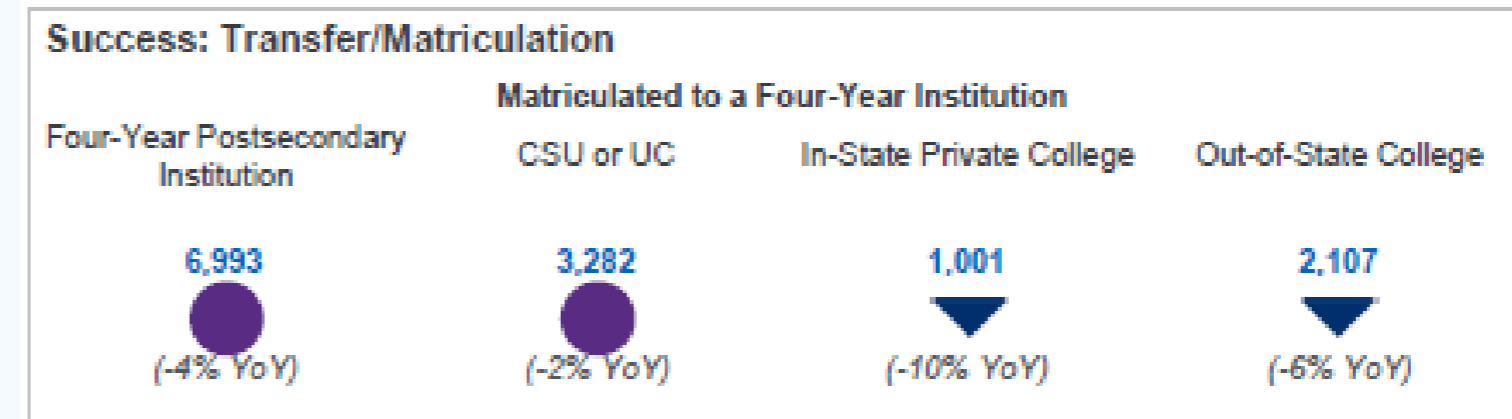

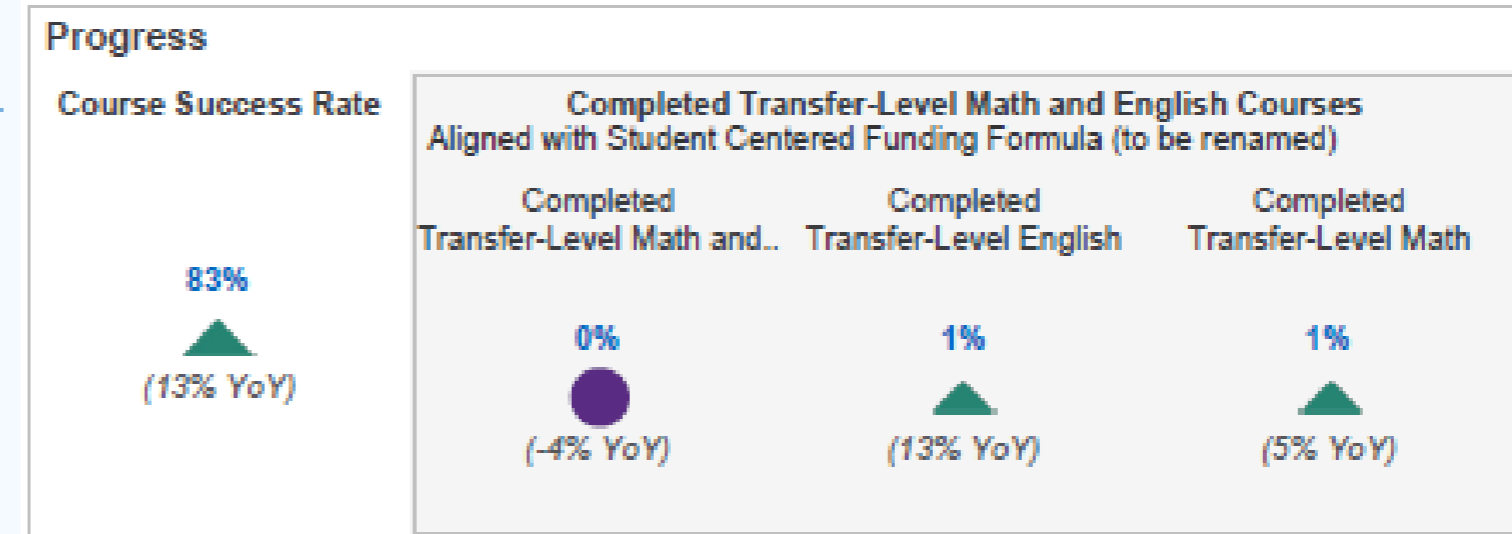
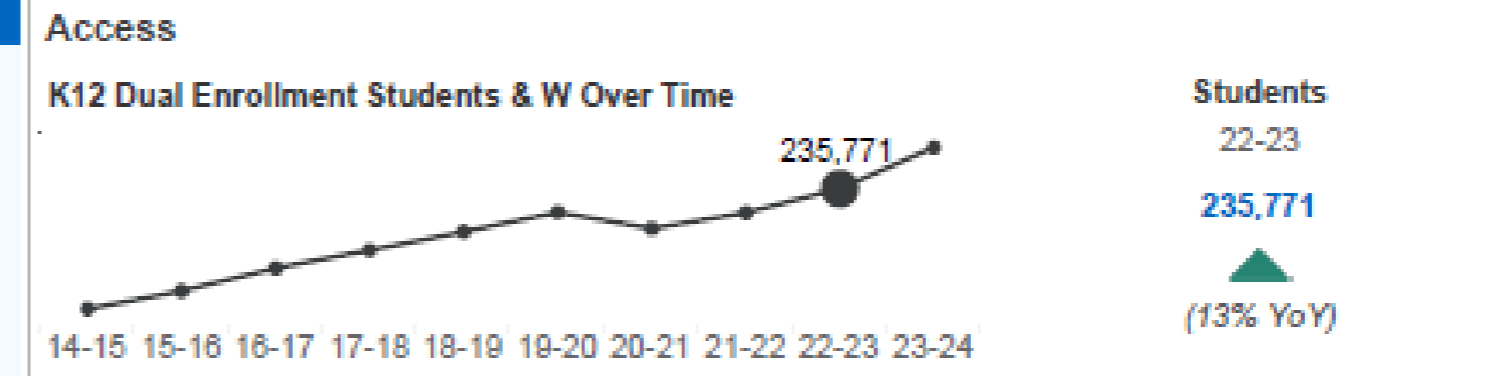
Overall, All Students

Increased by more than 5% from previous year ▲

Decreased by more than 5% from previous year ▼

Remained within 5% of previous year ●

YoY = Year over year difference, calculated by subtracting the prior year's count from the selected year's count and then dividing the result by the prior year's count.



PREVIEW of Comprehensive Student Report on STAGING



Questions & Answers

Upcoming DataVista Webinars and Office Hours

- **DataVista Office Hours – Have lunch with us!**
 - **Thursday 04/17, 12-1PM**
 - [Link to join the zoom meeting](#)
 - **Thursday, 05/15, 12-1PM**
- **DataVista Release 2.1 Webinar, Thursday, May 1st 1-2PM**
 - **Be on the lookout for an announcement**
 - **OR check the [News and Events Page](#) on DataVista**



Thank you!

Additional Questions contact: DataVista@cccco.edu